

ARTECH  
LIGHTING

# PROLIGHT 2



YOUR PROJECT,  
YOUR CHOICE





# ARTECH LIGHTING

---

Artech Lighting applies sophisticated design, manufacturing excellence and rapid assembly to provide an outstanding architectural and technical product range.

Based in Durham City, Artech Lighting is a UK company with core values of architectural integration, innovative technology, energy efficiency and sustainability.

**A true UK lighting manufacturer.**



With a class leading 161lm/W this industrial luminaire benefits from both a polycarbonate base and diffuser. The product is supplied with tamper proof stainless steel toggles as standard.

**Standard Features:**

Total luminous flux up to 11,385lm with overall luminaire efficiency up to 161lm/W. Fixed output or dimmable drivers from 21.6W to 70.9W LED, optional self-test and EMPRO emergency. Polycarbonate body and polycarbonate diffuser.

**Special Features:**

**CRI > 80**

**IP66**

**Long life**

> 81,000 hours, L80 lifetime, energy efficient LED technology.





## OPTIONS

---

- 1200mm, 1500mm
- Available with DALI/Mains Dimmable drivers, standard, self-test and EMPRO emergency.





## PRODUCTS

---

Artech Lighting's interior architectural lighting solutions enrich environments and enhance human comfort and performance.

Sustainable product innovation, backed by the highest quality component design ensures all of our ranges consider architectural applications and integration, whilst maximising energy efficiency and performance.

Artech Lighting has developed a comprehensive range of elegant, energy efficient, cutting-edge interior and exterior products.

### **All products are developed to embrace our core values and principles:**

- Architectural Integration
- Innovative Technology
- Efficiency and Performance
- Sustainable Quality
- Simple Installation, including pre-wired options to significantly reduce installation time
- Modular design approach

### **Our standard ranges include:**

- Interior
- Exterior

Visit our website: [www.artechlighting.com](http://www.artechlighting.com)

# PROLIGHT 2 PART CODES EXPLAINED



Part Code e.g: **AP2 34 40 PC B S**




Product



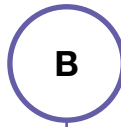
Lumen



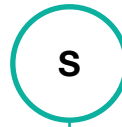
Temperature



Lens Optic



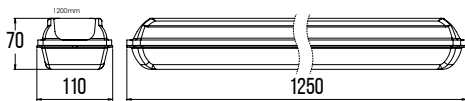
Size



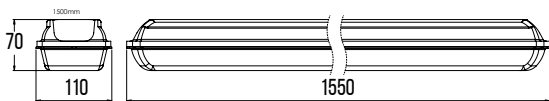
Mounting Method

## DIMENSIONS

1200mm Dims



1500mm Dims



## ORDERING GUIDE

### Product

**AP2** Prolight 2

### Lumen Output

**34** 3415 Lumen   **46** 4554 Lumen   **57** 5692 Lumen   **68** 6831 Lumen  
**71** 7115 Lumen   **80** 7969 Lumen   **85** 8549 Lumen   **91** 9108 Lumen  
**100** 9962 Lumen   **114** 11385 Lumen

### Temperature

**40** 4000 Kelvin

### Diffusion

**PC** Polycarbonate

### Size

**B** 1200mm   **C** 1500mm

### Mounting Method

**S** Surface

### Options (Fixed output as standard)

**D** DALI   **DEP** DALI Empro   **DE3** DALI 3HR Emergency   **DST** DALI Self Test  
**E3** 3HR Emergency   **EP** Empro   **ST** Self Test

**Custom Solutions:** Variation for product solutions available upon request.



## CONTACT

---

+44 (0) 191 378 7960  
info@artechlighting.com  
www.artechlighting.com

