


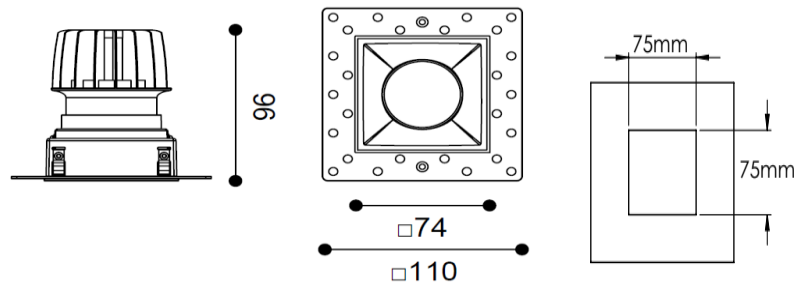
TENUS SQUARE FIX

ARTECH
LIGHTING

Part Code: **TSF 07 40 50 CL 85 TL WW**



Artech Tenus recessed architectural fixed LED downlight with ingress protection IP44. Total luminous flux up to 1408 lm with overall luminaire efficacy of 109 lm/W. Supplied with fixed output, DALI digital or phase-cut dimmable driver, optional 3-hour Basic or EMPRO emergency kit. Forged aluminium heat sink with die-cast white or black bezel.



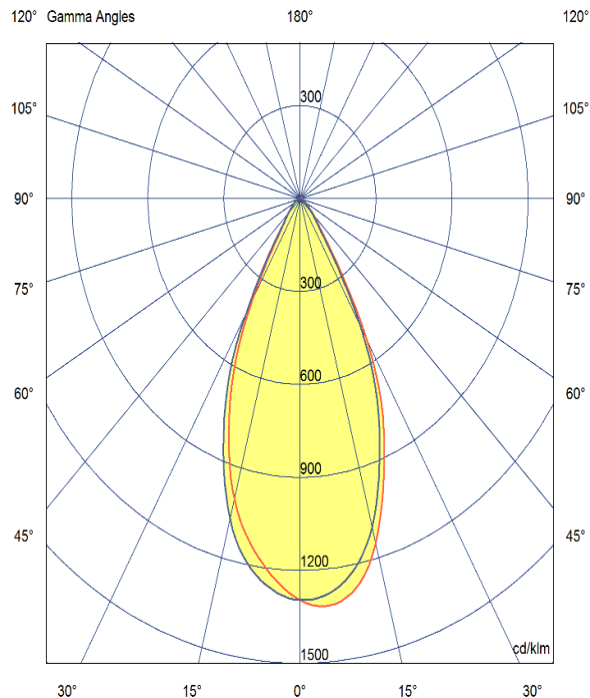
Production Information

–
Physical
Mounting Type – Recessed (Trimless)
Height – 96mm
Diameter – 74mm
Cutout – 75mm
Finish – White/White
IP Rating – IP44

–
Electrical
Lamp Type - LED
Wattage – 6.6 W
Efficacy – 109lm/W
Driver – Tridonic/Osram
Control – Fixed Output

–
LED
Manufacturer – Citizen
LED Type – CLU028/120C4
Delivered lumen output – 724lm
CCT – 4000K
CRI – 90+
MacAdam – <3
Service Lifetime – L80/B10 - 55,000Hrs

–
Optic
50°/ Clear



Artech lighting strives to ensure all solutions are supplied with the latest technology, we therefore reserve the right to make technical and design changes without prior notice. Electrical connected load and luminous flux are subject to initial tolerance of up +/- 10%. Colour Temperature is subject to a tolerance of +/-150 Kelvin.

St Johns Rd, Meadowfield Ind. Estate, Durham, Co. Durham, DH7 8RJ, United Kingdom
T: +44(0) 191 3787960 E: info@artechlighting.com

MADE IN
BRITAIN UK
CA