


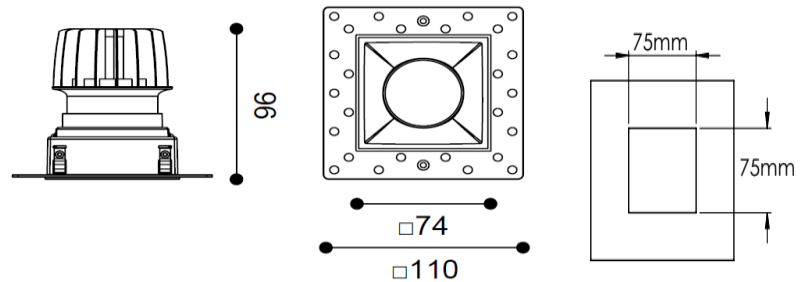
# TENUS SQUARE FIX

ARTECH  
LIGHTING

Part Code: **TSF 10 40 15 CL 85 TL WW**



Artech Tenus recessed architectural fixed LED downlight with ingress protection IP44. Total luminous flux up to 1408 lm with overall luminaire efficacy of 109 lm/W. Supplied with fixed output, DALI digital or phase-cut dimmable driver, optional 3-hour Basic or EMPRO emergency kit. Forged aluminium heat sink with die-cast white or black bezel.



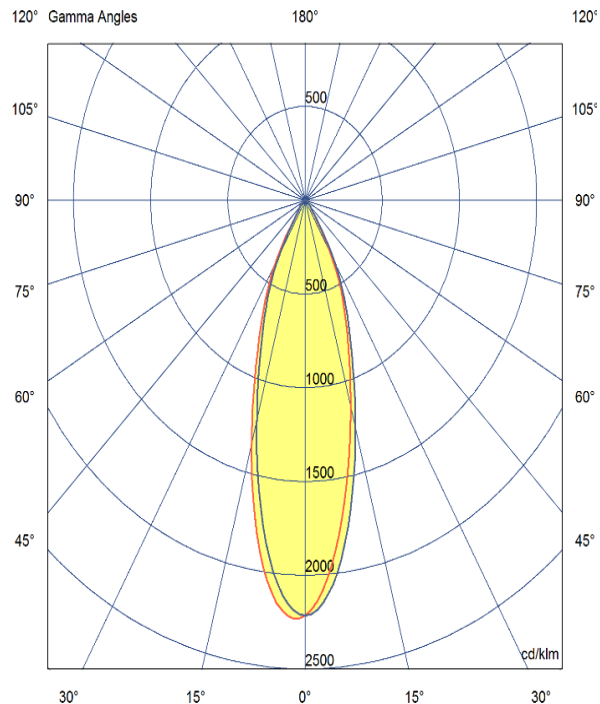
## Production Information

–  
**Physical**  
Mounting Type – Recessed (Trimless)  
Height – 96mm  
Diameter – 74mm  
Cutout – 75mm  
Finish – White/White  
IP Rating – IP44

–  
**Electrical**  
Lamp Type - LED  
Wattage – 9.2 W  
Efficacy – 109lm/W  
Driver – Tridonic/Osram  
Control – Fixed Output

–  
**LED**  
Manufacturer – Citizen  
LED Type – CLU028/120C4  
Delivered lumen output – 1006lm  
CCT – 4000K  
CRI – 90+  
MacAdam – <3  
Service Lifetime – L80/B10 - 55,000Hrs

–  
**Optic**  
15°/ Clear



Artech lighting strives to ensure all solutions are supplied with the latest technology, we therefore reserve the right to make technical and design changes without prior notice. Electrical connected load and luminous flux are subject to initial tolerance of up +/- 10%. Colour Temperature is subject to a tolerance of +/-150 Kelvin.

St Johns Rd, Meadowfield Ind. Estate, Durham, Co. Durham, DH7 8RJ, United Kingdom  
T: +44(0) 191 3787960 E: [info@artechlighting.com](mailto:info@artechlighting.com)

MADE IN  
BRITAIN UK  
CA